



High-quality wood-burning fireplaces offer gorgeous styling, expansive viewing areas and exquisite ambiance.

LENNOX

HEARTH PRODUCTS
Innovation never felt so good.™

ELITE™ SERIES





LBC-3824 model shown with optional polished brass finish louver grilles.

■ The Elite™ Series wood-burning fireplace line beautifully captures the unforgettable look and feel of a traditional fireplace – with modern touches that add convenience, comfort and style. It begins with our LBR/LBC models. They make a bold statement with an expansive firebox interior that commands attention. In addition, the TM-4500 model combines a rugged refractory interior, massive screen opening, and stylish design for the look and feel that is perfect for any home. With exquisite craftsmanship, robust construction and a long list of customizable options, the Elite Series offers incomparable choices. ■



TM-4500

LBR/LBC-ONLY FEATURES

Radiant (LBR) with smooth exterior front face or heat-circulating (LBC) with louver grilles for the perfect look and fit

Recessed screen pockets provide an opening of 38" or 43" to deliver an unobstructed view of the fire

Deep fire chamber (20") with integrated ash lip for easy maintenance

Cam lock damper for optimal energy savings

Heavy-duty grate holds several logs for convenient loading

TM-4500-ONLY FEATURES

Construction anchors secure fireplace to floor for added safety and peace of mind

Positive-seal damper for maximum energy savings

Spacious, 24"-tall firebox for a remarkable fire presentation and easy fuel loading

STANDARD FEATURES

Traditional or herringbone pattern brick refractory interiors offer custom masonry look (most models)

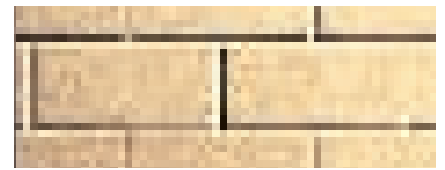
Durable black powder-coat finish creates scratch-resistant surfaces and carefree handling

Heavy-duty steel grate provides stability and a realistic appearance

Uses Security Chimneys™ FTF10 two-wall chimney system for easy installation

20-year limited warranty

Gas line knockouts on right and left sides for convenient optional gas line routing



Traditional pattern brickaded interior



Herringbone pattern brickaded interior

OPTIONAL ACCESSORIES

Choice of Deluxe glass doors in black, brushed stainless or polished brass finishes

Outside combustion air kit

Decorative, polished brass-finish louver grilles (LBC only)

Forced air blower (LBC only)




Deluxe black finish



Deluxe polished brass finish




Deluxe brushed stainless finish



LBR-4324



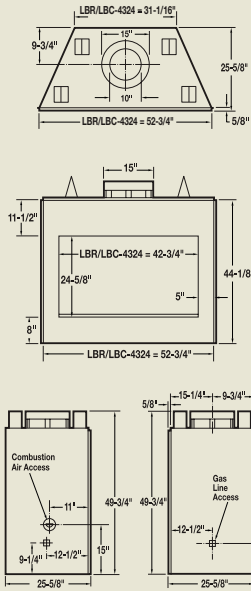
LBC-3824



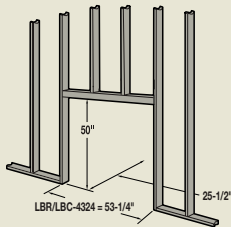
TM-4500

DIMENSIONS

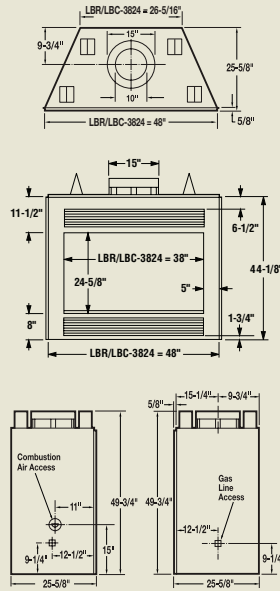
LBR/LBC-4324



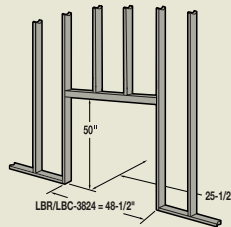
LBR/LBC-4324 FRAMING



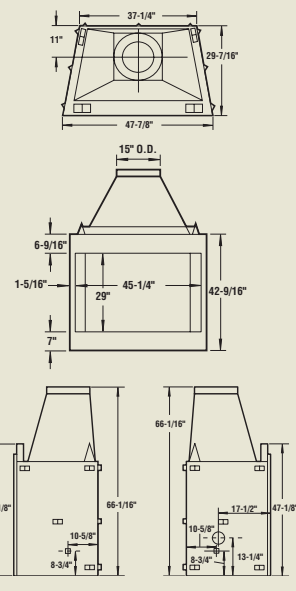
LBR/LBC-3824



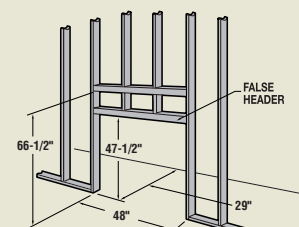
LBR/LBC-3824 FRAMING



TM-4500



TM-4500 FRAMING



PRODUCTS YOU CAN COUNT ON

Lennox is committed to providing you with high-quality products. A qualified dealer can help you find the right product to give you years of comfort and enjoyment.



HEARTH PRODUCTS
Innovation never felt so good.™

© Lennox Industries Inc. 2007

Visit us at www.lennox.com, or contact us at 1-800-9-LENNOX.

IMPORTANT NOTES:

As with any heating appliance, fireplace or stove, this appliance is extremely hot during operation. Read and understand all operating instructions before using this appliance. For further information, consult your dealer.

Actual performance may vary depending upon home design and insulation, ceiling heights, climate, condition and type of wood used, appliance location, burn rate, accessories chosen, chimney installation and how the appliance is operated.

Diagrams, illustrations and photographs are not to scale—consult installation instructions. Product designs, materials, dimensions, specifications, colors and prices are subject to change or discontinuance without notice.

Built to UL127/ULCS610 standards. Agency report numbers, local approvals, including WA State and NYC vary by model. Refer to specific installation instructions or our website for details.

