



High-performance features deliver a marvelous, realistic fire presentation with numerous design options to complement your décor.



MERIT™ Plus
SERIES



MPD4540 shown with optional polished brass louvers and eyebrow trim.

■ When it comes to beauty, efficiency, convenience and reliability, the MPD front-view direct-vent gas fireplaces deliver on every count. The gorgeous fire presentation combined with a charred split oak-style log set provides the look of a real wood fire. To fit the mood of the occasion, you have complete flame control with high and low settings and optional wireless remote control. Plus, the beauty doesn't end when the fireplace is off. Choose from decorative polished brass or brushed stainless accessories to complement any room environment. From top to bottom, the MPD offers the design and performance you desire in a gas fireplace. ■

OPTIONAL ACCESSORIES



STANDARD FEATURES

Louvered face design

Charred split oak-style gas log set

Deluxe pan burner for brilliant yellow flames and glowing embers

Exterior powder-coat finish

Combination top/rear direct-vent outlets (except 3328 models, which have either top or rear outlet)

Standing pilot (works in power failure) or pilotless electronic (intermittent) ignition

High/Low flame operation

Pre-wired for wall switch

3. Choice of three wireless remotes:

Model RCL – On/Off wireless remote with LCD screen

Model RCL-T – On/Off wireless remote with LCD screen plus thermostatic control, timer and clock

Model RCL-M – On/Off wireless remote with LCD screen, thermostatic control, timer and clock plus flame adjustment and fan control

4. Traditional brick liner kit

Style View™ doors (below)

Fan kits (direct-vent models):

FBK-100 – On/Off operation

FBK-200 – wall-mounted rheostat control

FBK-250 – temperature sensor control, plus unit-mounted rheostat control

5. Screen panel kit*

*Provides a barrier to prevent direct contact with hot glass surface.

OPTIONAL ACCESSORIES

1. Decorative polished brass or brushed stainless accessories (arch door kit, door trim, louvers and hood)

2. Radiant panel kits for a clean-face appearance

MERIT™ PLUS SERIES SIZES



MPD3328-B
(rear-vent model shown)



MPD3530-B



MPD4035-B



MPD4540-B

The first two model number digits indicate framing width; the last two digits indicate glass width. All are AFUE-rated high-efficiency vented gas fireplace heaters, certified under ANSI Z21.88 and CSA 2.33-M99.

OPTIONAL STYLE VIEW™ DOOR DESIGNS



Arch design



Arch pane design



Square design



Square pane design

Note: Style View™ doors are not available for 33" units.


OPTIONAL FACE STYLES



MPD3328
33" fireplace w/optional radiant panel



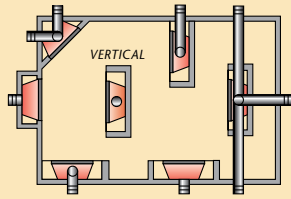
MPD3530
35" fireplace w/brushed stainless louver and door trim



MPD4035
40" fireplace w/polished brass trim arch door kit

DIMENSIONS

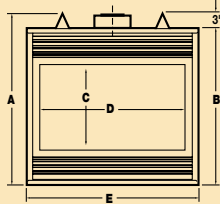
TYPICAL ROOM APPLICATIONS



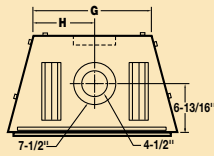
SPECIFICATIONS

MODEL	A	B	C	D	E	F	G	H	FRAMING		
									WIDTH	HEIGHT	DEPTH
3328	33-1/8"	30-1/8"	17"	27-1/2"	33-1/8"	19-5/8"	21-1/2"	10-3/4"	33-1/4"	33-1/4"	13"
3530	35-1/8"	32-1/8"	19"	29-1/2"	35-1/8"	21-11/16"	24-7/8"	12-7/16"	35-1/4"	35-1/4"	16"
4035	40-1/8"	37-1/8"	24"	34-1/2"	40-1/8"	26-11/16"	29-7/8"	14-15/16"	40-1/4"	40-1/4"	16"
4540	40-1/8"	37-1/8"	24"	39-1/2"	45-1/8"	26-11/16"	34-7/8"	17-7/16"	45-1/4"	40-1/4"	16"

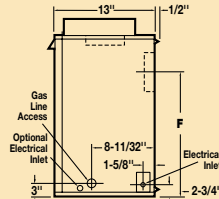
3328 MODELS (THESE MODELS COME AS A TOP OR REAR VENT ONLY)



Front Face View



Top View



Right Side View

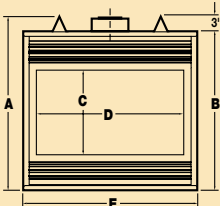
EFFICIENCY %

MODEL	FUEL	BTU	ENERGUIDE*	STEADY STATE	AFUE**
3328T	NG	17,500	45	64	62
3328T	LP	17,500	49	66	64
3328R	NG	17,500	53	63	61
3328R	LP	17,500	55	66	64
3530	NG	20,000	53	64	62
3530	LP	20,000	55	62	60
4035	NG	27,000	59	69	67
4035	LP	27,000	60	69	67
4540	NG	29,000	59	69	67
4540	LP	29,000	59	69	67

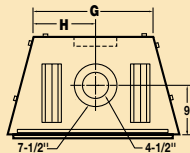
*Intermittent ignition systems

**Annual Fuel Utilization Efficiency (AFUE) is the recognized U.S. rating system for the total efficiency of heating products.

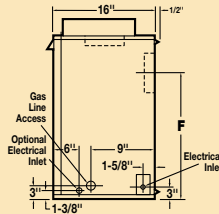
35, 40 AND 45 MODELS (THESE MODELS COME WITH A TOP AND REAR VENT)



Front Face View



Top View



Right Side View

On the cover: MPD4035 shown with optional traditional brick liner kit and brushed stainless louvers.

PRODUCTS YOU CAN COUNT ON


Lennox is committed to providing you with high-quality products. A qualified dealer can help you find the right product to give you years of comfort and enjoyment.



HEARTH PRODUCTS

© Lennox Industries Inc. 2009

Visit us at www.lennox.com, or contact us at 1-800-9-LENNOX.



All Merit™ Plus Series direct-vent gas fireplaces utilize either a Secure Vent™ (rigid) or Secure Flex™ (flexible) 4.5" inner/7.5" outer coaxial venting system, and include a 20-year limited warranty.

IMPORTANT NOTES:

As with any heating appliance, fireplace or stove, this appliance is extremely hot during operation. Read and understand all operating instructions before using this appliance. For further information, consult your dealer.

Local conditions, such as elevation, wind, vent configuration and choice of fuel will affect overall appearance of the fire and heating performance. Performance can also vary with home design and insulation, climate, condition and type of fuel used, appliance location, burn rate, accessories chosen, chimney installation and how the appliance is operated.

Diagrams, illustrations and photographs are not to scale—consult installation instructions. Product designs, materials, dimensions, specifications, colors and prices are subject to change or discontinuance without notice.

Tested and listed to U.S. and Canadian safety and performance standards—ANSI Z21.88 CSA 2.33 and CAN/CGA 2.17-M91.

