



With no chimney required, this beautifully finished stainless steel fireplace installs easily and brings ambiance and splendor to any outdoor setting.

LENNOX

HEARTH PRODUCTS
Innovation never felt so good.™

ELITE™ SERIES





■ The pleasure of an outdoor fireplace, the contemporary look of stainless steel and easy installation come together in the elegant Elite™ Series E36ODG and E42ODG gas fireplaces from Lennox. The clean and sophisticated stainless steel exterior complements outdoor kitchens and furnishings and provides weather-resistance for years of carefree enjoyment. The powerful 50,000-BTU fire produces warmth and comfort outside and there is no need for a chimney, so outdoor views are unobstructed. The detailed charred oak campfire-style log set, tall dancing flames, deep red glow and realistic lava rock ember bed all add to the realism. Optional doors allow you to customize the fireplace to your personal style. ■



E360DG shown with optional bi-fold glass doors and hood.



E360DG shown with optional stainless steel weather cover.

STANDARD FEATURES

Stainless steel front face, top and bottom, as well as firebox parts, provide weather-resistance and complementary elegance

Installs easily in any outdoor space with no chimney required

Can be installed in screened porches and lanais*

50,000-BTU hidden burner delivers tall dancing flames for the ultimate in fire realism**

Exceptionally detailed charred oak campfire-style log set imitates the natural look of real stacked wood

Tall opening and clean, louverless design provide an exceptional full view of the fire

Battery-powered intermittent ignition ensures reliable operation even during power failure, without expensive outdoor electrical hookups

Weather-resistant control panel with junction box can be installed in convenient remote locations

Adjustable flame and heat output provide more comfort

Large stainless steel fire grate complements the overall appearance and provides durability

Robust stainless steel curtain-pull firescreens maintain their beauty over time

Available in two sizes—36" and 42"

20-year limited warranty

Backed by the Good Housekeeping Seal

OPTIONAL ACCESSORIES

Bi-fold stainless-finish glass doors with hood

Stainless steel weather cover***

Stainless steel drain pan kit

Stainless steel hood kit

**Minimum requirements:*

Porch Area – 96 sq. ft.

Ceiling Height – 7' 8"

A minimum of two walls can be screened but must be open to outside ventilation.

Top of Screen Height – 6' 8"

Screen Area – 64 sq. ft.

Refer to installation manual for additional details of framing specifications and clearances.

***Natural gas up to 50,000 BTU*

Propane up to 46,000 BTU

****Cannot be used when bi-fold doors are installed.*

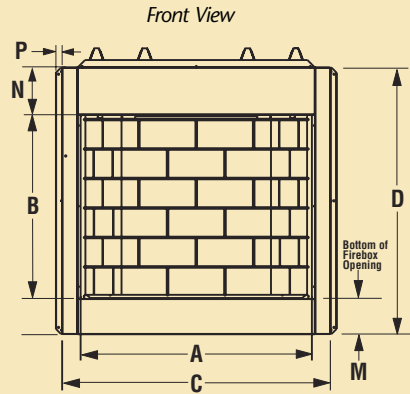


E360DG (36") shown with traditional brick liner

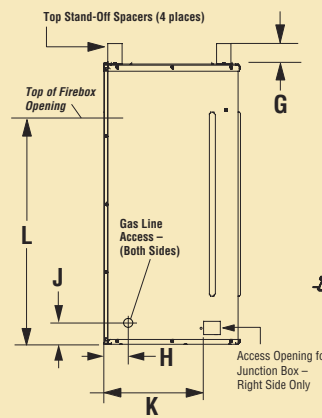


E420DG (42") shown with herringbone brick liner

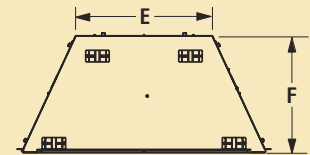
E360DG AND E420DG UNIT DIMENSIONS



Right Side View

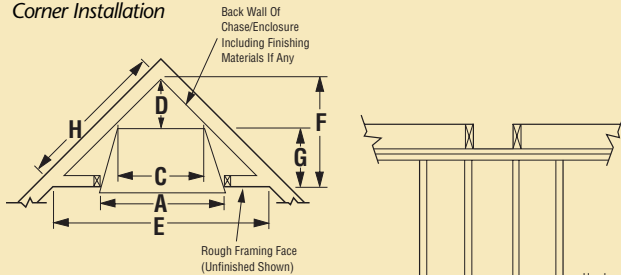


Top View

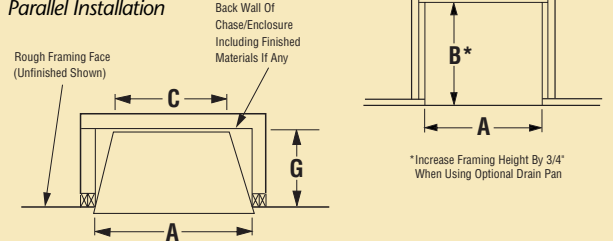


E360DG AND E420DG FRAMING SPECIFICATIONS

Corner Installation



Parallel Installation



*Increase Framing Height By 3/4" When Using Optional Drain Pan

	E360DG	E420DG
A	42-3/4"	48-3/4"
B	46-1/2"	46-1/2"
C	23-9/16"	29-9/16"
D	11-1/4"	14-1/4"
E	63-1/2"	69-1/2"
F	31-3/4"	34-3/4"
G	20-1/2"	20-1/2"
H	44-3/16"	49-1/8"

	E360DG	E420DG		E360DG	E420DG
A	37"	43"	H	4-3/8"	4-3/8"
B	28-1/2"	28-1/2"	J	1-3/4"	1-3/4"
C	41-3/4"	47-3/4"	K	11-15/16"	11-15/16"
D	41-5/16"	41-5/16"	L	34-1/4"	34-1/4"
E	23-1/2"	29-1/2"	M	5-3/4"	5-3/4"
F	20"	20"	N	7-1/16"	7-1/16"
G	5"	5"	P	1"	1"

On the cover: **E420DG** shown with decorative stainless steel hood.

PRODUCTS YOU CAN COUNT ON

Lennox is committed to providing you with high-quality products. A qualified dealer can help you find the right product to give you years of comfort and enjoyment.



HEARTH PRODUCTS
Innovation never felt so good.™

© Lennox Industries Inc. 2008

Visit us at www.lennox.com, or contact us at 1-800-9-LENNOX.

IMPORTANT NOTES:

As with any heating appliance, fireplace or stove, this appliance is extremely hot during operation. Read and understand all operating instructions before using this appliance. For further information, consult your dealer.

Local conditions, such as elevation, wind and choice of fuel will affect overall appearance of the fire and heating performance. Performance can also vary with home design and insulation, climate, condition and type of fuel used, appliance location, burn rate, accessories chosen and how the appliance is operated.

Diagrams, illustrations and photographs are not to scale—consult installation instructions. Product designs, materials, dimensions, specifications, colors and prices are subject to change or discontinuance without notice.



Tested & Listed By **O-T-L** Portland Oregon USA
OMNI-Test Laboratories, Inc.
Report number: 116-F-41-5